



2018-2019

POST-SECONDARY PLANNING

Who We Are!



- Ms. Collins (A-D)
- Mr. Crowell (E-J)
- Ms. Webster (K-M)
- Mr. Pemberton (N-Sa)
- Ms. Savage (Sc-Z)
- Ms. Mohamed (CCC)
- Ms. Seifert (CCC)



What We're Doing?



- Postsecondary Planning!
 - ▣ Everyone is at a different stage right now
 - ▣ This presentation will have a college heavy focus but more information will be given about other opportunities later in the year

Counselor Advice

- Make informed choices
- Engage with the process
- Use your resources well
- Remain calm and organized
- Should one know these goals by next year?
- Be prepared to change your mind many times
- Ask older people about their career path, regrets, philosophy toward work
- Things will work out



Upcoming Senior Classroom Meetings

- U of M and UW Madison
- Private Colleges
- Writing a Good Essay
- 4 Year MNSCU Schools and UW System
- Community Colleges, Tech, and Apprenticeships
- Financial Aid Overview
- Applying for Financial Aid
- Local Scholarships
- Decoding Your Financial Aid Letter
- Senior Survey

MPS Graduation Requirements Reminder!

Course	Credits	Make-up
English	4 credits (4 years)	After school credit recovery starts soon. Complete form in counseling office to sign up.
Social Studies	3.5 credits (3.5 years)	
Math	3 credits (3 years)	
Science	3 credits (3 years)	
Health	.5 credit (.5 year)	
PE	.5 credit (.5 year)	
Fine Arts	1 credit (1 year)	
Total Credits	21.5 credits	

Options for Next Steps



Traditional 4-Year College

- ▣ Why?
- ▣ Do a cost-benefit analysis
- ▣ Do you like school? Do you like to study?

Community College (transfer)

- ▣ Could be a less exciting but financially wise choice

Technical College

- ▣ Some very high demand, less glamorous, well-paid careers

Art Schools and Conservatories

- ▣ Narrow focus, affordability, employability

Next Steps (Continued)



Gap Year

- ▣ Structured volunteerism, travel, study

Apprenticeships

- ▣ Hands on job with concurrent paid-for schooling

Military

- ▣ Can provide educational benefits
- ▣ Many options so consult with an impartial source!

Taking time off to work

- ▣ Once away from school, will you go back?
- ▣ Money that seems good now may not seem good when you're 26 years old

Roles



- Students
 - ▣ Project Manager (aka “The Application Doer”, “The Appointment Maker”, “The Requester of Letters”)
 - ▣ Use *Naviance Student* (Managing Tool)
- Parents/Guardians
 - ▣ Provide supporting conversations
 - ▣ Provide reality checks (financial resources, college fit, etc.)
- Counselors and CCC Coordinators
 - ▣ Answer questions
 - ▣ Provide resources
 - ▣ Send transcripts and forms/writing letters/assisting teachers
 - ▣ Provide reality checks

Apply! Order of Operations



- Step 1: Get organized and ask questions
- Step 2: Develop your list
- Step 3: Start applications
- Step 4: Meet with counselor
- Step 5: Send ACT or SAT test scores to colleges
- Step 6: Complete and track applications
- Step 7: Apply for Financial Aid
- Step 8: Apply for Scholarships

NOTE: You should send pieces of your application as you complete them (ACT scores, teacher recs, etc.)

Step 1: Get Organized



- Visit the Career & College Center (CCC) #107 if unsure of plans or where to begin!
- The CCC can help you with the following:
 - ▣ Create a post-secondary plan
 - ▣ Take inventories to increase self-awareness
 - ▣ Research career and college options
 - ▣ Representative visits
 - ▣ Skills and resume development
 - ▣ Scholarship search and assistance
 - ▣ Financial aid (applications, verification, award packages, etc.)
 - ▣ College admission test information
 - ▣ Summer/community/volunteer/job opportunities
 - ▣ Washburn college access networks (TRIO ETS, TRIO UB, Project Success & Genesys Works)

Step 2: Develop College List



- **Likely** – realistic
 - ▣ Your profile is SIGNIFICANTLY stronger than the typical freshman
 - ▣ 60-90% chance of admission

- **Target** – selective
 - ▣ Your profile is similar to the typical freshman
 - ▣ 30-60% chance of admission

- **Reach** – more selective
 - ▣ Your profile is not as strong as the typical freshman
 - ▣ less than 30% chance of admission

Develop College List



Primary Factors in your “Profile”

- ☐ G.P.A.
- ☐ Rigor of coursework
- ☐ ACT or SAT Test Scores


Secondary Factors in your “Profile”

- ☐ Demographic diversity
- ☐ Activities
- ☐ Unusual talents
- ☐ Work experience
- ☐ Volunteering

Determining “Good” Schools



- A good school is one that is a good *fit* for you
- What is a good fit? A school where you will be happy, engaged, grow and meet your needs (educational, personal social and financial)



Step 3: College Applications/Deadlines

You have options for applying: know which application methods will be the least time consuming:

- The Common Application
- Institutional Application
- The Coalition Application
- Scholarship Application (sometimes tied into college applications)

Know your deadlines:

- ▣ Rolling Admissions
- ▣ Regular Deadline
- ▣ Early Action/Priority Deadline
- ▣ Early Decision (be careful!)

College Applications

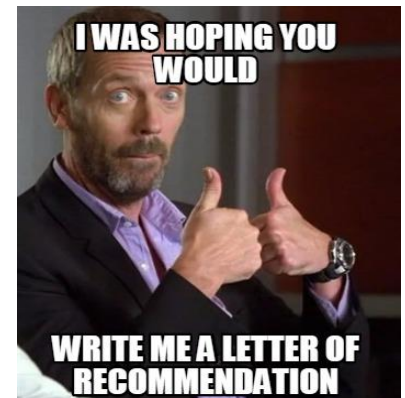


- Be professional
 - ▣ Appropriate grammar, punctuation
 - ▣ Spell/Grammar check
 - ▣ No texting language
 - ▣ Professional e-mail address
- This is your application (not mom's!)
- Be honest
- Read the directions
- Answer the questions
- Meet deadlines



Teacher Letter of Recommendation

- Check applications carefully to see if you need one and how many
 - Meet with your counselor if you think you need one
 - Many schools do not require them
- Request 2-4 weeks prior to when you need them
- Write a thank you note to teacher (they are a lot of work!)
- Scholarship letters of rec are different



Essays



- A good essay tells a story
- A good starting point is a value, characteristic, accomplishment, skill, life event or interesting story that is important to you.
- Great college essays connect to a deeper truth or something critical or essential to yourself.
- This is a chance to tell an admissions office something you can't cover with a test score, GPA, or activities list.

Examples:

- My big feet (Being comfortable with myself)
- Losing the race (Recognizing privilege)
- Grandma's kitchen (How I was raised)
- Imaginary friend (My best ability is my imagination)
- Closet spider farm (Why I love science)



□ Extenuating/Special Circumstances

- ▣ Used to explain “abnormalities” on your transcript
- ▣ Only use if you have a valid reason that severely impacted your grades; be careful
- ▣ Check with counselor or CCC
- ▣ Don’t use this essay for excuses; explain what happened and how you grew into a better person/student as a result

□ Writing Lab (Media Center – Orange Lab)

- ▣ Get help with college and scholarship essays
- ▣ Sign up: click on **Help Request** under the **Students tab** on Washburn website
- ▣ Hours: Before/After School, during a class period by appointment

Step 4: Meet With Counselor



Schedule initial appointment in Counseling office

Counselor will review prospective college options and load schools into Naviance.

Counselor will:

- ☐ send transcript (*First three transcripts are free
- pay \$2 for each after)
 - ☐ send school profile
 - ☐ send academic evaluation form
 - ☐ request for fee waiver (if applicable)
 - ☐ add student name to teacher recommendation list (if applicable)
- *Teachers need at least 2-week notification



Set appointment with counselor for interview (if applicable)



Step 5: Send ACT/SAT scores

- Student is responsible for submitting ACT scores (\$13 each) to all colleges if they were not sent at time of registration.
- Send scores through actstudent.org
- If attending a 2 year Minnesota institution, you will have to complete course placement testing by:
 - ▣ Submitting qualifying scores from the ACT/SAT or MCA
 - ▣ If you do NOT have qualifying scores, you may need to take one or more ACCUPLACER tests
 - ▣ ACCUPLACER testing may be available at Washburn in the spring
 - ▣ ACCUPLACER testing is always available on your college campus

Step 6: Complete and Track Applications

If you get an e-mail or postcard that says you are missing materials:

1. Check Naviance to determine if you've told us to send materials to the college.
2. Check college portal (if the college has one) to see if the college has received your materials.
3. Check with Ms. Seifert or Ms. Mohamed in the CCC to help problem-solve.

Step 7: Apply for Financial Aid

- ❑ Fill out your FAFSA at fafsa.gov or MN Dream Act at che.state.mn.us beginning October 1st, 2019
- ❑ Finish college applications first
- ❑ The CCC is available if you need one-on-one help
- ❑ FAFSA/MN Dream Act Application Workshops will take place:
 - *Fall: November 13 from 4-7PM in the CCC #107*
 - *Spring: February 12 from 4-7PM in the CCC #107*
- ❑ Complete verification if chosen
- ❑ Continue to follow up with all financial aid offices
- ❑ Review your preliminary financial aid package
- ❑ Complete all loan entrance counseling and pay your tuition 😊



Step 8: Apply for Scholarships

- Institutional scholarships
 - ▣ 90% of scholarships are given from the attending institution
 - ▣ Institutional scholarships can be awarded based off your college application
 - ▣ Always make sure to check your college's website for more institutional scholarship opportunities
- Private scholarships
 - ▣ Naviance and CCC newsletter
 - ▣ Most will be available starting in January
 - i.e. Washburn scholarship
 - ▣ Apply to targeted and local scholarships
 - ▣ Reduce, reuse, recycle



Senior Year Timeline



Fall: Applications/Financial Aid

- ☐ 9/20 Senior College and Financial Aid Night
- ☐ 10/1 Free Application for Federal Student Aid (FAFSA)/MN Dream Act App opens
- ☐ 10/8 Washburn MnACC College Fair in Main Gym
- ☐ 10/9 Performing and Visual Arts College Fair at Minneapolis Institute of Art
- ☐ 10/16 Native American College Fair at University of Minnesota- St. Paul Campus
- ☐ 10/17 No school- visit colleges!
- ☐ 10/18 No school- visit colleges!
- ☐ 10/19 No school- visit colleges!
- ☐ 10/23 Grove's Academy LD/ADHD College Fair at DoubleTree Hotel in St. Louis Park, MN
- ☐ 10/24 MN National College Fair at the Minneapolis Convention Center
- ☐ 10/25 MN National College Fair at the Minneapolis Convention Center
- ☐ 10/27 ACT (register by 9/28)
- ☐ 11/13 FAFSA/MN Dream Act Application Workshop in the CCC

Winter: Scholarships

- ☐ 12/8 ACT (register by 11/2)
- ☐ 1/23 MN USA Gap Year Fair at Southwest High School
- ☐ 2/9 ACT (register by 1/11)
- ☐ 2/12 FAFSA/MN Dream Act Application Workshop in the CCC
- ☐ TBD Washburn Scholarship Applications distributed
- ☐ 3/1 Application Decisions
- ☐ 3/1 FAFSA "Deadline"

Spring: Graduation

- ☐ 3/12 Washburn Post-Secondary Opportunity Fair
- ☐ 4/13 ACT (register by 3/8)
- ☐ 4/15 Financial Aid packages
- ☐ 5/1 Make Final Decisions
- ☐ 6/5 Graduation at 4:30pm



Senior College & Financial Aid Night

September 20, 2018 from 6:00 – 8:00pm

- Event will begin in the Auditorium with:
 - ▣ Senior college application timeline & process
- Breakout sessions to follow:
 - ▣ FAFSA/MN Dream ACT & CSS Profile
 - ▣ Scholarships
 - ▣ The College Transition
 - ▣ College Essay Writing
- Information also provided in Spanish and Somali



Project Success College Tours



COLLEGE TOURS

We encourage you to visit a variety of schools and support you to think critically about what you want from your postsecondary experience. These immersive, exciting opportunities ignite and develop the skills and insight required to choose the best college for your individual needs. Our day tours are offered **at no cost to you.**

OCTOBER DAY TOURS

WEDNESDAY, OCTOBER 17, 2018

Augsburg University
OR Winona State University [STEM Focus]
OR Mankato State University

THURSDAY, OCTOBER 18, 2018

Hamline University
OR St. Cloud State University
OR University of Wisconsin - La Crosse
OR University of St. Thomas

FRIDAY, OCTOBER 19, 2018

University of Wisconsin - Eau Claire
OR Macalester College
OR St. Catherine's University (4 Year Women's College)
OR Hennepin Technical College AND
North Hennepin Community College

NOVEMBER DAY TOURS

THURSDAY, NOVEMBER 1, 2018

University of Wisconsin, Stout [STEM Focus]
OR University of Minnesota, Twin Cities
OR St. Olaf College & Carleton College

FRIDAY, NOVEMBER 2, 2018

University of Wisconsin, River Falls
OR Concordia College, St. Paul
OR University of Minnesota, Duluth



UPCOMING TOURS & SPRING BREAK TOURS TO CHICAGO

Project SUCCESS will be offering day tours in January and February with details online and in future brochures. Additionally, we will again do a Spring Break overnight Chicago college tour open to grades 11 and 12 only. Applications will be available at school and on our website by the first week of January. Stay tuned!

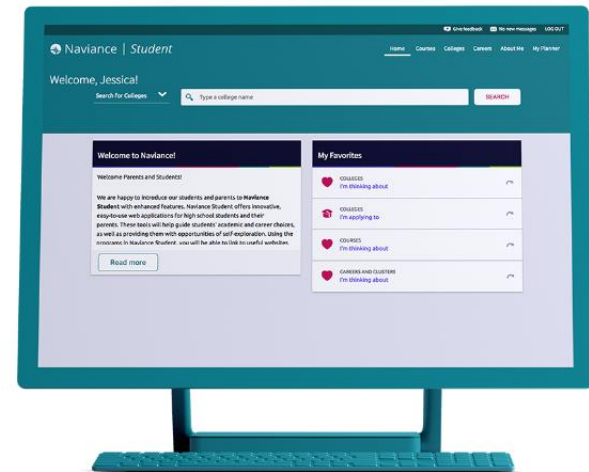


- Get and return PS apps from the CCC
 - ▣ No cost
 - ▣ Meals provided
 - ▣ Transportation provided
- October tour applications are due Oct. 9th
- November tour applications are due Oct. 23rd
- All tours start and end at the PS office in Mpls
- Spring break Chicago trip applications will be out first week of January!

Naviance Student



- Naviance has a new look! It's now called Naviance Student and you will use it all the time senior year.
- Naviance is used for:
 - ▣ Counselor/CCC communication
 - ▣ Rep visits
 - ▣ College searches
 - ▣ Comparing yourself
 - ▣ Scholarships
 - ▣ Managing tool



- **College test scores**
 - ▣ Use to view and record college test scores on applications
- **Counselor/CCC communication**
 - ▣ Our office communicates through Naviance. Update your email to receive pertinent info!
- **Rep visits**
 - ▣ View and sign up for college/scholarship rep visits in the CCC
- **SuperMatch (college search)**
 - ▣ Not sure where you want to go? Use SuperMatch to give you a better idea of schools that fit your desired criteria.
- **Scattergrams (compare yourself)**
 - ▣ Compare your academic profile (GPA/test scores) against admitted freshmen of Washburn alumni.
- **Scholarship search and info**
 - ▣ Search and get eligibility information from over 300 scholarships!
- **College application managing tool**
 - ▣ Use this to manage your college application list and materials sent

□ At a minimum today, we want you to:

▣ **Log in**

- Washburn homepage → student tab → Naviance (computer)
- Google Naviance Student → scroll to bottom to sign in (phone)
- Username: MPS username
- Password: student ID number with zeros in front to make it six digits (ex. 001234)

▣ **Change your email to a preferred email**

- Click **About Me** (right side)
- Click **My Account**
- Under the contact box, click **edit** (pencil icon)
- Type in your **preferred email address** and click save

▣ **Rep Visits**

- Click **Colleges** (right side)
 - Click **Research Colleges**
 - Click **College Visits**
 - Find the visits you want to attend and click **Register Now**
- Use the Naviance tutorial sheet for information about how to do more.
 - The CCC can help too!

If you take away nothing else..



☐ Make an appointment
to see your counselor!

Any questions?!